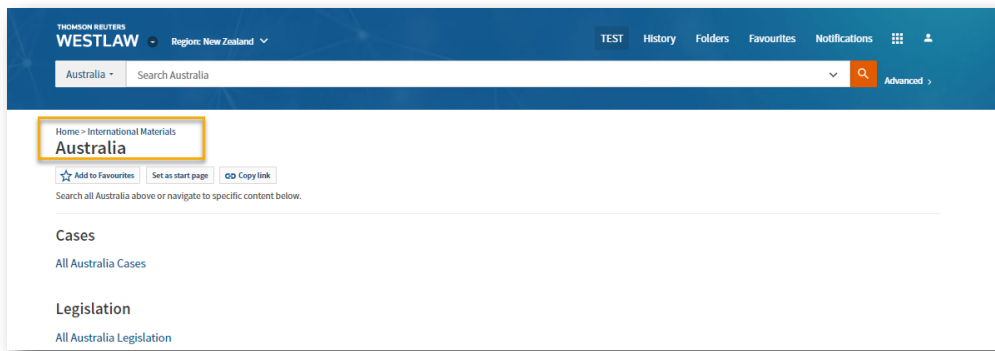


Accessing Australian Content on Westlaw New Zealand – Tips Guide

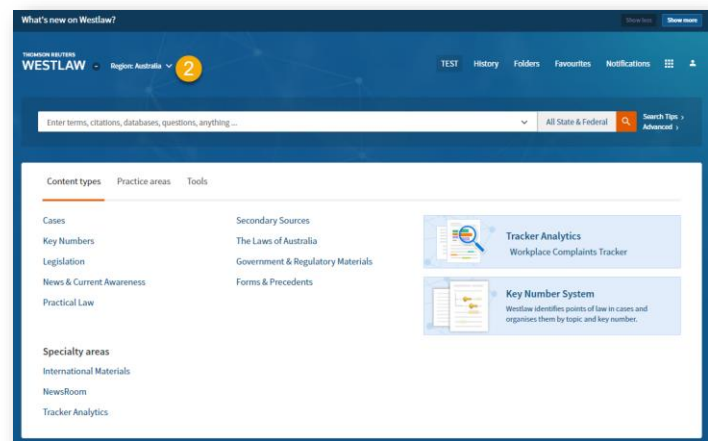
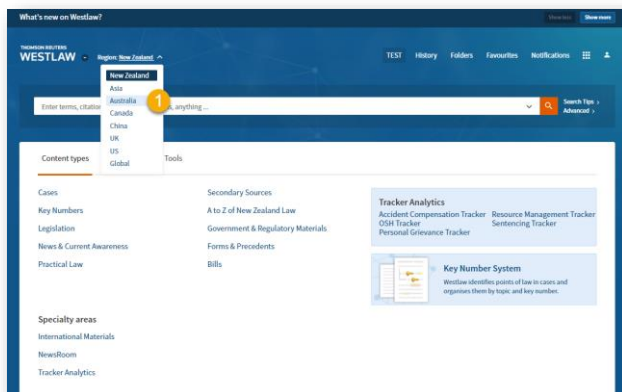
As part of the August release, we have introduced a new way to access Australian content in Westlaw New Zealand.

1. If you are currently subscribed to Australian content, from the 11th of August, when selecting Australia in the region dropdown menu, you will be redirected to the Westlaw Australia site. This will allow you to access the full functionality of Australian content including browsing, table of contents, deep-links and more. The Australia site access will be granted automatically, you will not need additional credentials.

- **OLD:**
Previously when you click on Australia in the region drop-down menu, you are taken to the Australia page in the International Materials section within Westlaw New Zealand, and you can only run search to find a document.



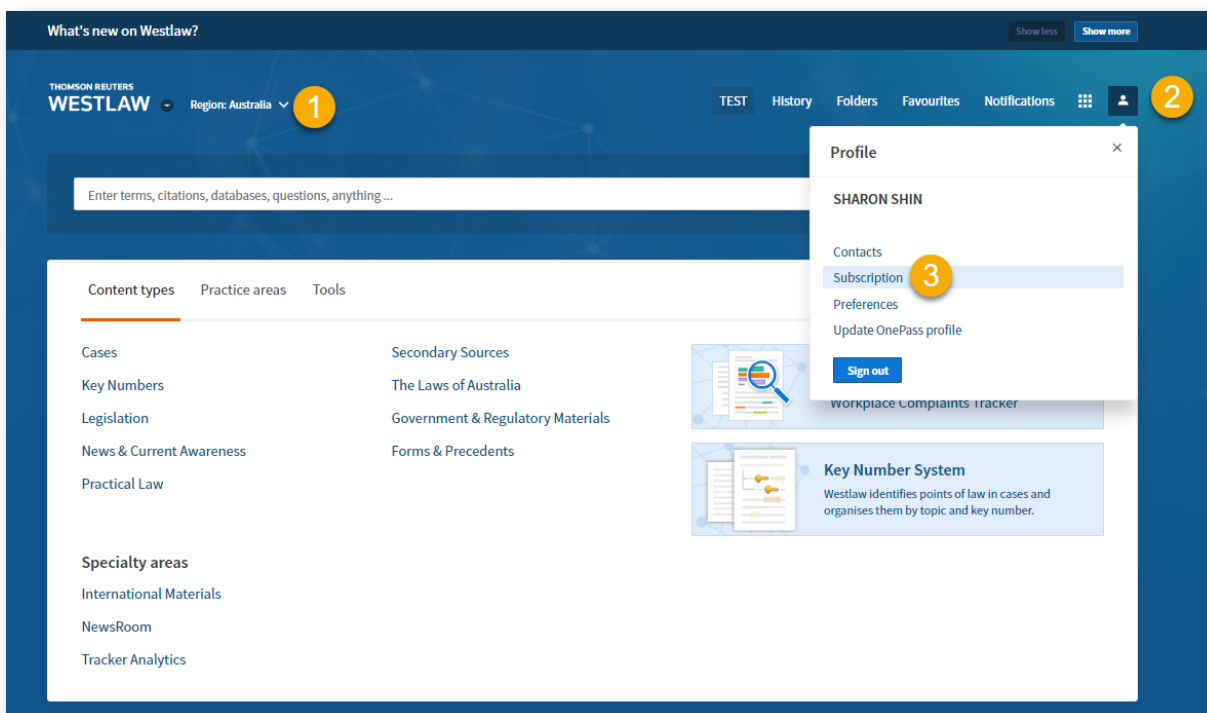
- **NEW:**
You will now be redirected to the Australia site.



How to view your subscription list

1. If you want to view a list of Australian content, select **Australia** from the region drop-down menu
2. Click the Profile icon
3. Then select Subscription from the list.

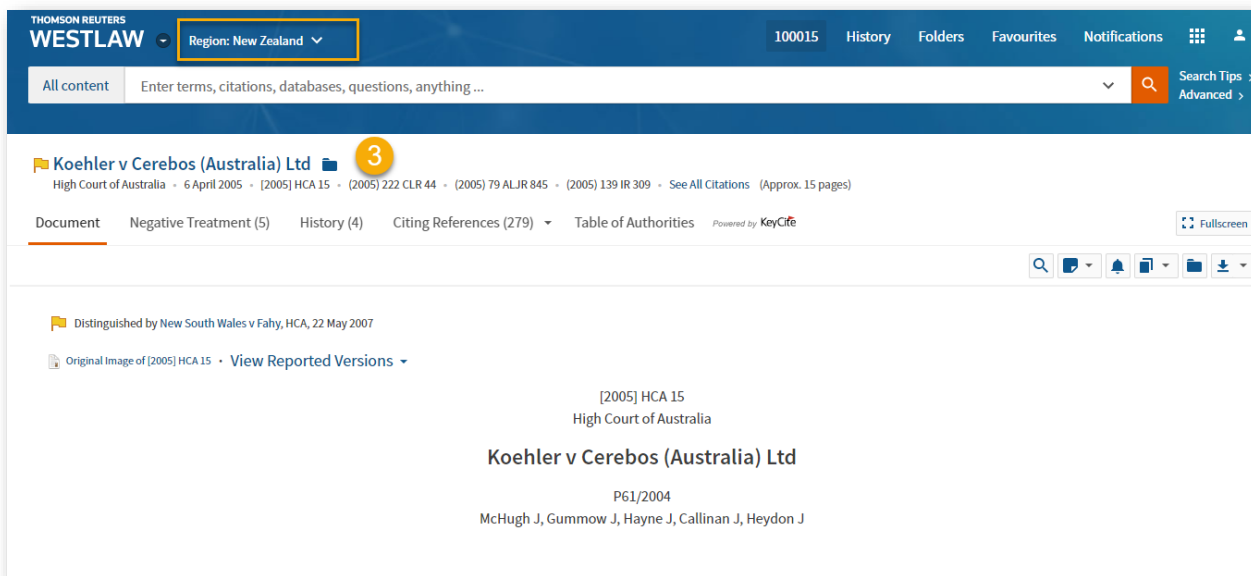
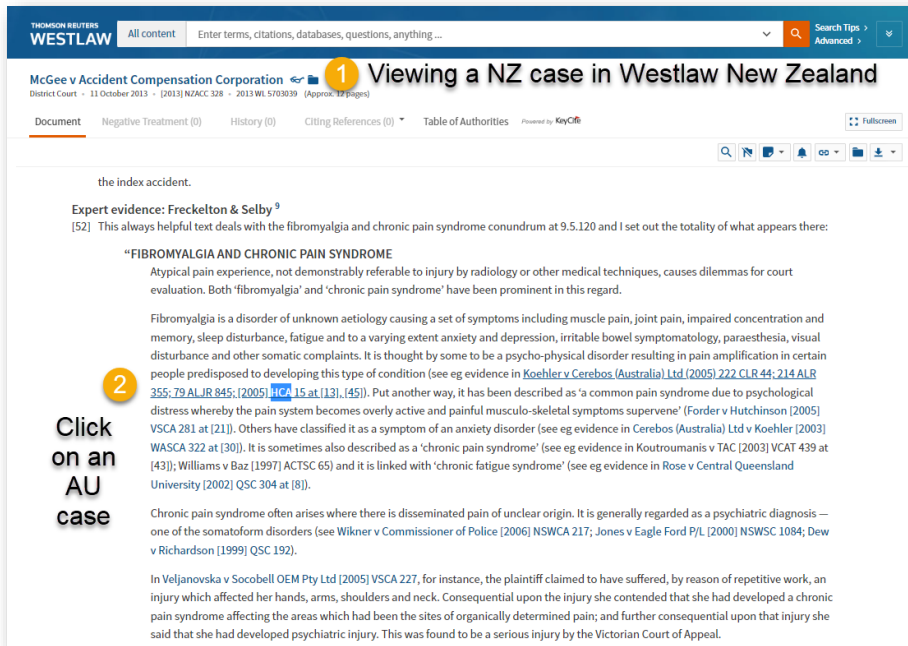
Note: If you want to see a list of **New Zealand** content, please select New Zealand from the region drop-down menu -> Profile -> Subscription.



Correct behaviours when you have access to both Australia and New Zealand sites:

- When you are researching in Westlaw New Zealand, all document links will open in Westlaw New Zealand
- When you are researching in Westlaw Australia, all document links you will open in Westlaw Australia

For example: 1) When viewing a NZ case in Westlaw New Zealand, 2) if you click on an Australian case reference, 3) the Australian document will open in Westlaw New Zealand.

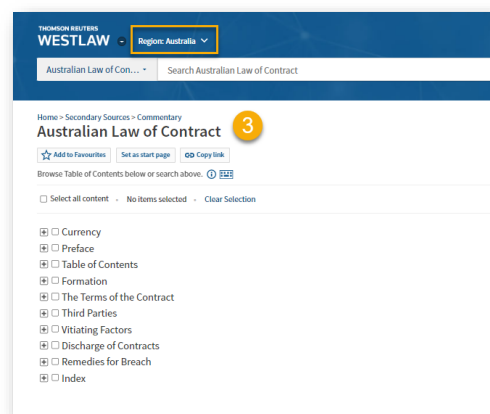
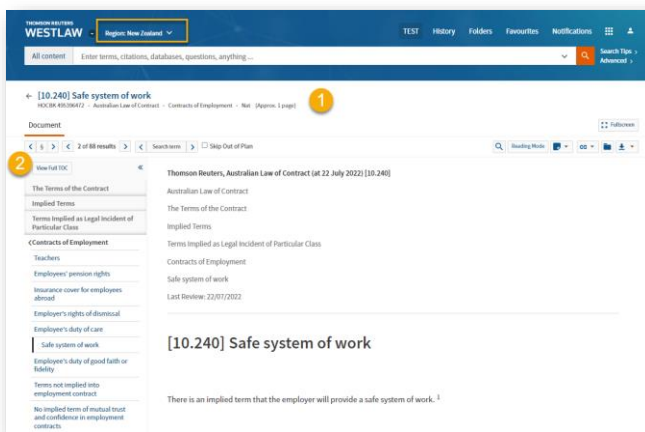


Some exceptions to the above rules:

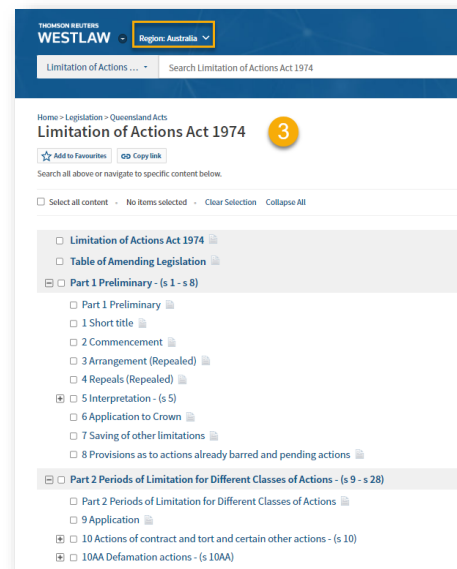
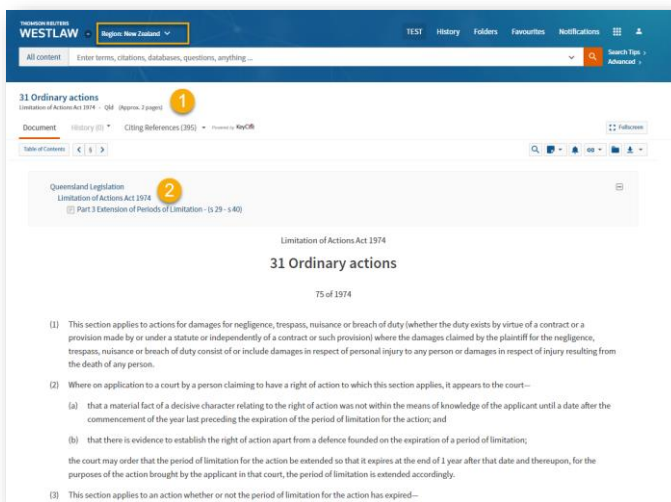
If you click on the below features, you will be redirected to the original application where the information is available.

- If you click on the “View Full Toc” button when viewing a document.
- If you click on the “document path” within viewing a document.
- Favourites / Custom Page
- Copy link (Deep links), Copy Citation and Copy with reference.

For example, 1) if you are viewing an Australian commentary document in Westlaw New Zealand and 2) click on the “View Full Toc” button, 3) you will be redirected to the Australia site to view the table of contents. The table of contents for Australia content is only available in Westlaw Australia and the table of contents for New Zealand content is only available in Westlaw New Zealand.



Another example: 1) If you are viewing an Australian legislation document in Westlaw New Zealand, and 2) click on a link within the document path, 3) you will be taken to the Australia site to view the table of contents for an Australian Act.



Work in Progress

When you click on a link contained within any Alert email or downloaded documents, you will always be taken to the correct document but for some instances, New Zealand documents may open in the Australia site. We are currently investigating this, and a timeline is unknown at this stage.

Help & Support

Need more information about how to research within Westlaw? Please visit our [Customer Portal](#) to access User Guides, Help Videos, Tips, Complimentary Webinars and more.